

President of WASPaLM
Marilene Melo
Brazil

BULLETIN OF THE WORLD ASSOCIATION OF SOCIETIES OF PATHOLOGY AND LABORATORY MEDICINE



The World Association exists to promote pathology, pathologists and its Constituent Societies for the benefit of patients and the improved understanding of disease throughout the world.

President's Message



WASPALM IS INITIATING A WORLDWIDE TRAINING PROCESS STARTING IN LATIN AMERICA TO ENABLE THE SOCIETIES OF PATHOLOGY AND LABORATORY MEDICINE TO CO-ORDINATE AND EXECUTE ACCREDITATION ON MEDICAL LABORATORIES IN EACH OWN COUNTRY.

Although some big and medium laboratories have been, individually, accredited by other bodies, there isn't, in some countries, a commitment of these National Societies of our specialty. Concerning the importance of the quality management, guaranteeing trustworthiness of laboratorial exams the WASPALM Bureau has approved one Workshop of Accreditation in Latin America under responsibility of Royal College of Pathologists and Brazilian Society of Clinical Pathology/Laboratory Medicine. The Uruguayan Society is already preparing the workshop enthusiastically. Dr. Mário Flávio Alcantara, Director-at-Large from Latin America and Dr. Wilson Scholnik from Secretariat of Education in Countries in Need are organizing it. The expectation is to have around 150 Clinical Pathologists attendees and Governmental Authorities. We believe that Accreditation is a mandatory action of WASPALM worldwide.

23rd WORLD CONGRESS


I would like to comment about our very well succeeded 23rd World Congress, in Istanbul. Organized under the responsibility of Prof. Dr. Gamze Mocan Kuzey, and Committee: Prof. Dr. Yücel Güngen, Dr. Oya Bayindir, Prof. Dr. Özdem Ang and Prof. Dr. Arzu Sungur this Congress was outstanding.

In an excellent atmosphere in this amazing city, 794 colleagues were able to attend it. Most of them were from more than 20 different countries all over the world (including USA, Brazil, UK, Norway, Sweden, Switzerland, Netherlands, Germany, Italy, Lithuania, Russian Federation, Turkey, Egypt, Iran, Austria, Saudi Arabia, Malaysia, South Korea, Japan, Australia and others). We could exchange experiences and discuss a broad range of scientific matters that will affect the future of Pathology and Clinical Pathology.



At the Opening Ceremony (see photographs on page 9) I took charge as WASPALM President for the period of 2005-2007 by the hands of Dr. Mikio Mori, Past President, in a traditional ceremony, receiving the necklace with the names and countries of all Past President since 1947.

Continued on Page 7



New WASPALM Bureau for 2005-2007

The following pathologists were elected through electronic ballot to serve on the Bureau of the World Association of Societies of Pathology and Laboratory Medicine for 2005-2007.

President	Marilene Melo	Brazil
President-elect	Henry Travers	United States
Secretary-Treasurer	Michael Oellerich	Germany
Directors at Large		
Africa	Tjaart Erasmus	South Africa
America, North	Paul Raslavicus	United States
America, South	Mario Flavio Alcantara	Brazil
Asia	Oh Hun Kwon	Korea
Australasia	David Davies	Australia
Europe	Manfred Boehm	Austria
At Large	Robbie Bacchus	United Kingdom
At Large	Gamze Mocan Kuzey	Turkey
At Large	Gönenc Ciliv	Turkey

McClatchey and Mori Awarded Gold Headed Cane Others Honored at Gala Dinner



Dr. Melo Presents the Gold Headed Cane to Dr. Mori

Dr. Mikio Mori, Past President received *The Gold Headed Cane* for his outstanding work for WASPaLM continually concerned with Social, Economic, Political Clinical Pathology and Pathology problems. During his term, 2001-2003, he ran WASPaLM with dignity and justice, narrowing friendship ties among all Bureau Members and Constituent Societies.

Martha McClatchey received the *Gold Headed Cane* on behalf of her husband **Dr. Kenneth McClatchey** for his great contribution for WASPaLM and also for international medicine. Kenneth McClatchey was a world leader and teacher in Pathology and the world community of pathologists will miss him greatly.

We had the pleasure to deliver: the *Medal of Honor* for: **Dr. Han-Ik Cho** and to **Dr. Oh Hun Kwon** for their great support on managing the XXII World congress held in Busan – Korea.

The *Certificate of Honor* was presented to **Dr. Gamze Moacan Kuzey**, **Dr. Oya Bayindir**, **Dr. Özdem Ang** and **Arzu Sungur**

for their successful management in the XXIII Congress in Istanbul.

See Page 5 for another listing of these awards and the Society memberships of the awardees

SOCIETY SPOTLIGHT: The National Pathology Group of South Africa (Dr. Tjaart Erasmus)

First some background about South Africa. The country has a population of 43million and at 1.2 million square kilometres is approximately twice the size of Texas. The average life expectancy has declined significantly and is currently 44 years. This is a reflection of the HIV epidemic in the country with approximately 5.3million individuals living with HIV/AIDS. It is estimated that there are 370 000 deaths annually attributable to this disease. The social impact and that on the health services, is tremendous.

The government is doing the best it can with limited resources. Government expenditure for the year 2004 was US\$61 billion with 13% spent on health and 23% on education and 19% on welfare. Government financial policies are conservative and have gone a long way towards creating a stable financial environment in the country. Progress is slow but steady and there is increasing capital inflow into South Africa from off-shore investments. The current GDP is 245 billion US\$.

Income disparity in South Africa is still very large, even though significant shifts have occurred over the past 20 years with an increasing black middle-class. The GINI index for South Africa is 59, compared to that of the USA at 41 and the United Kingdom at 36.

Healthcare in South Africa consists of state care for indigent or otherwise financially restricted or uninsured individuals. These services cover approximately 33 million of the total population. Roughly seven billion beneficiaries benefit from private medical insurance.

The privately insured individuals spend approximately US\$7.5 billion on their medical care. Approximately the same amount is spent by the government on the population which is unable to afford private medical insurance.

Since the democratisation of South Africa in 1994 it has been government policy to extend medical services to under served areas and the focus has moved predominantly to primary health care. This has been extensively criticized in many areas as it has lead to a significant retraction of academic and tertiary institutions. In order to extend medical services, new graduates are compelled to spend a period of one year at a public hospital, often in rural areas, to alleviate the shortage of medical practitioners.

Continued on Page 4

Biochemical Analysis Prize

Prof. Susan Clark from the Garvan Institute of Medical Research Sydney was rewarded the DGKL prize for Biochemical Analysis. The prize recognized her research achievements in the area of the DNA methylation analyses and the development of a revolutionary sequencing protocol. Her protocol is currently regarded world-wide as the best procedure for the recognition of methylized cytosines in a DNA sequence.

The ceremony took place during the „Staudinger Symposium“ in June 2004 on Kloster Blanz.



Prof. Clark (center) and Prof. Oellerich (right)

Countries in Need

Dr. Robbie Bacchus, United Kingdom



The third WASPaLM educational enterprise was conducted in collaboration with the Royal College of Pathologists and the Indian College of Pathologists and the British Council in New Delhi between 17th – 21st January 2005. The venue for this event was the India Prastha Apollo Hospitals which provided the supporting infrastructure for the event.

In the Indian subcontinent pathology signifies Anatomical Pathology/Histopathology, the other disciplines are categorised as clinical pathology. Accordingly a symposium was organised to cover some of the topics of interest importance and concern defined by discussions with Indian pathologists. The meeting was attended by 340 participants including six from Sri Lanka. The participants came from all regions of India and several had travelled for 48 hours by train to participate in the event.

The symposium was inaugurated by the Minister of State for Science, Technology and Ocean Development. Other dignitaries included the Director General of the Indian Council of Medical Research, the chairman and dean of the Indian college of pathologists, director general of the Armed Forces Medical Services. The UK Faculty was led by the President of the Royal College of Pathologists Professor Sir James Underwood. The format for cellular pathology consisted of didactic talks and slide seminars and were sub-speciality based encompassing topics of breast, gastrointestinal tract and gynaecological pathology and digital imaging to enhance the importance of pathology in the clinical decision process several clinico-pathological symposia were held with the visiting faculty and local clinicians. These interactive sessions generated very animated and sometimes heated, though always friendly debate. Topics covered in the other disciplines include the immunological reactions to blood transfusion and the establishment of a cord blood bank quality assurance, quality standards and professional development, laboratory accreditation, the universal problem of MSRA, molecular diagnostic methods in microbiology, evidence based laboratory treatment options for myelomas, controlling infections and transplantation, developments in laboratory automation.

A reception was hosted by the British High Commissioner Sir Michael and Lady Arthur for the visiting faculty and Indian participants and an end of symposium dinner was hosted by the British Council.

National Pathology Group *(Continued from Page 3)*

It is within this social and medical background and environment that the National Pathology Group functions. We have a secretariat office in Johannesburg in South Africa which is ably run by Mrs Noeline van Zyl who has been employed by the Group for 6 years. There are approximately 200 members and these are distributed throughout South Africa.

Continued on Page 5



2005 WASPaLM Awards

THE FOLLOWING AWARDS WERE PRESENTED AT THE 23RD WORLD CONGRESS IN ISTANBUL IN MAY 2005

Gold Headed Cane	Kenneth McClatchey Past-President, WASPaLM Accepted by his widow, Marty McClatchey	United States
Gold Headed Cane	Mikio Mori Past-President, WASPaLM	Japan
Medal of Honor	Oh Hun Kwon Director-at-Large for Asia	Korea
Medal of Honor	Yun Jung Cho President, 22nd World Congress of Pathology	Korea
Certificate of Honor	Gamze Mocan Kuzey President, 23rd World Congress of Pathology	Turkey
Certificate of Honor	Oya Bayindir President, Turkish Society of Clinical Biochemistry	Turkey
Certificate of Honor	Yücel Güngen President, Ankara Society of Pathology	Turkey
Certificate of Honor	Özdem Ang President, Turkish Microbiological Society	Turkey

National Pathology Group (Continued from Page 4)

To practice as a pathologist in South Africa, registration is required with the Health Professions Council of South Africa. There are currently 605 pathologists registered with this council. It is estimated that no more than 400 are currently in South Africa to serve the whole population.

Approximately half of the pathologists are in private pathology practice and half are employed by the state. The private pathology laboratories employ approximately 8000 people and most of the laboratories are accredited to the South African National Accreditation System (SANAS) which conforms to ISO/IEC17025 standard.

The National Pathology Group has approximately 200 members and its membership is predominantly drawn from the private pathology sector, but also has representation from the National Health Laboratory Service.

The objectives of the National Pathology Group are: to promote the practice and the professional interests of all pathologists in South Africa; to promote the use of pathology as a diagnostic tool for both the medical profession and the lay public; to establish professional relationships amongst pathologists with all role players; to promote the establishment and maintenance of acceptable standards in respect of pathology education and practice in South Africa; and to assist the promotion of the health of the population.

The National Pathology Group: acts as an organisational structure for private pathologists, participates in professional forums, compiles and publishes protocols for billing, standardises laboratory request forms and promotes responsible and professional use of pathology.

We have many challenges within our country and appreciate the hand of friendship and collegiality that is extended by WASPaLM and its members.




WASPALM Bulletin

Volume 1 Number 3
July—September 2005

23rd WORLD CONGRESS OF PATHOLOGY—ISTANBUL, TURKEY

The 23rd World Congress of Pathology was held in Istanbul, Turkey from 26 to 30 May 2005. Three constituent societies in Turkey cooperated to create an exciting technical and scientific program. The Keynote Lecture, entitled *Reticulum cells and reticulum cell tumours*, was given by Dr. Juan Rosai on the 26th of May.

Meetings of the Bureau, the House of Representatives and the World Pathology Foundation (WPF) made up the “business” part of the meeting. The Gala Dinner and Auction raised over US\$2,200 to support the WPF and the Gordon Signy Fellowships it offers to pathologists from countries in need seeking advanced training in other nations. See other pages in this issue of the *WASPALM Bulletin* for details of this meeting. The **24th World Congress** will be held in Malaysia in 2007.



THE WASPALM WEB SITE: GATEWAY TO COMMUNICATION



The WASPALM Web Site will be updated further this year to provide member societies with the ability to change information themselves. In a far-flung and busy world, one of the most significant problems faced by an international organization is communication and accurate contact information. With this change, societies will be able to assure that their list of officers, official addresses, and identities as well as addresses of representatives are accurate and up to date.

To assure the secure operation of this part of the web site, there will be a special “log on” procedure, including a password. Dr. Raj Dash, the Informatics Secretariat, will be working to provide a simple, but straightforward method for maintaining the continu-

ity of this areas of the web site. An announcement will be made to all member societies when the programming is finished and the new features ready for use.

**A Message from
The
President-Elect**
Henry Travers, MD
United States



Letters and information forms to update WASPALM records and for dues payments should be in the hands of all WASPALM member societies. If you have not received yours, please email me at henrytravers@sio.midco.net. The Secretary-Treasurer's office has been transferred to Dr. Michael Oellerich in Germany. His address is found on the WASPALM web site, always an up-to-date source of information and contact.

On a personal note, it has been a privilege to have served these past 5 years as your Secretary-Treasurer. WASPALM is a worthy organization that merits the attention of all pathology societies throughout our world. During these five years WASPALM has incorporated in the United States, provided training for pathologists from Countries in Need (under the guidance of Dr. Robbie Bacchus), developed position statements on a variety of topics of interest to international pathology, represented WASPALM member societies in ISO, the WHO and CIOMS.



President's Message (continued from Page 2)

At the House of Delegates with the representation of several Constituent Societies important matters were approved as it follows:

- The balance and financial report of WASPaLM;
- The incorporation of WASPaLM under the laws of the State of Illinois in the United States;
- New WASPaLM Bylaws was approved, which was exhaustively studied and reviewed by Dr. Henry Travers with the support of a competent attorney and the cooperation of all Bureau Members.
- The new WASPaLM Board of officers and Directors took charge in that occasion. We all will work and contribute for the enhancement of Pathology and Laboratory Medicine.
- The nomination of all the Secretariats and Commission with new members. A list of Secretariats and Commission was introduced to the Constituent Societies present at the event so they could choose what they were interested in.

The Gala Dinner was an exciting and magic gathering. We could collect the amount of U\$2,183,25 for the World Pathology Foundation to support Gordon Sign Fellowship. There was also an important moment of award for those who contributed magnificently for WASPaLM and for Pathology in general.

BUREAU MEETING

The Bureau meeting was held with the participation of Officers and Directors, in which we could discuss important matters of political, ethical, educational, patterns, relationship with International Organization and others. The respective report will be issued in the WASPaLM website.

I call you, WASPaLM members, to bring suggestions as a tool for the development of Pathology all over the world. **Always together!**


WASPaLM in Official Relations with The World Health Organization

In March 2005 Dr. Susan Holck, Director of Government, Civil Society and Private Sector Relations of the WHO, informed WASPaLM that the WHO Board, in reviewing collaboration between WHO and WASPaLM for 2001 to 2003, decided to maintain the World Association of Societies of Pathology and Laboratory Medicine in official relations with WHO. In her letter, Dr. Holck said, "In making its decision, the Board expressed its appreciation of [WASPaLM's] continuing support for WHO objectives and contribution to world health.

WASPaLM will work with Dr. G. Vercauteren, Diagnostic Imaging and Laboratory Technology, during the period 2004 to 2006 in furthering the interests of WASPaLM societies for the benefit of patients worldwide.

The Council on World Standards

Alfred Hartmann
United States



The eleventh meeting of ISO/TC 212 chaired by Dr. Stinshoff (Swiss) with delegates from 25 participating countries. Working Groups 1,3,and 4 were also meeting concurrently.

New Work Item Proposals:

Genetic Testing-Specific requirements for quality and competence(N-149) submitted by the Japanese delegation will be postponed until the documents currently in preparation by the Organization for Economic Cooperation and Development(OECD) are available.

Laboratory Medicine-Estimation and reporting of measurement uncertainty of routine values(N141) was approved as an activity of WG-2 with WG-1 advising. The project will be a joint activity with CEN/TC 140 and the first meeting will be scheduled for Jan 2006.

Continued on page 9



Professor Juan Rosai delivers the keynote address

IMAGES FROM THE 23RD WORLD CONGRESS OF PATHOLOGY ISTANBUL TURKEY




Representatives from Constituent Societies around the world relax on a Bosphorus cruise and Presidents' Dinner



← President Marilene Melo greets guests and presides over the awards presentation and Gala Dinner



Members of the House of Representatives meet to discuss WASPALM organization and future plans



Mr. Kanda, Prof. Mori and Mr. Murakami with Congress President Prof. Mocan Kuzey at the Presidents' Dinner

← The 2005-2007 Bureau of the World Association of Societies of Pathology and Laboratory Medicine



23rd WORLD CONGRESS: HOUSE OF REPRESENTATIVES MEETING

Members of the House of Representatives of WASPaLM, representing 14 of the 26 Constituent Societies, met on May 28th 2005 in the ancient city of Istanbul (Constantinople) and approved a new set of bylaws of WASPaLM. The revised bylaws are available at the WASPaLM Web Site for all member societies to review. They provide for the efficient conduct of WASPaLM business through electronic means and add special safeguards for actions of the Bureau that affect the organization. Representatives attending this meeting included:

Steven Cordner	Royal College of Pathologists of Australasia
David Davies	Royal College of Pathologists of Australasia
Manfred Böhm	Austrian Society of Laboratory Medicine and Clinical Chemistry
Mario F.P. Alcantara	Brazilian Society of Clinical Pathology/ALAPAC
Carlos Baccarati	Brazilian Society of Clinical Pathology
Marilene Melo	President, WASPaLM
Michael Oellerich	German United Society
Mario Caputo	Italian Society of Laboratory Medicine
Bruno Milamesi	Italian Society of Laboratory Medicine
Masami Murakami	WASPaLM Administrative Office
Mikio Mori	Past President, WASPaLM
Hiroshi Yoshida	Japanese Association of Clinical Laboratory Physicians
Masayuki Kambe	Japanese Association of Clinical Laboratory Physicians
Kiyooki Watanabe	Japanese Society of Laboratory Medicine
Oh Hun Kwon	Korean Society for Laboratory Medicine
Leslie Charles Lai	College of Pathologists, Academy of Medicine, Malaysia
Soon-Kong Cheong	College of Pathologists, Academy of Medicine, Malaysia
Gamze Mocan Kuzey	Ankara Society of Pathologists
Aruz Sungur	Ankara Society of Pathologists
Canan Koker	Turkish Society of Clinical Biochemistry
Asuman Tokullugil	Turkish Society of Clinical Biochemistry
Gonenc Ciliv	Turkish Society of Clinical Biochemistry
Ozdem Ang	Turkish Microbiological Society
Barrie Murphy	Royal College of Pathologists, UK/WPF
Robbie Bacchus	Royal College of Pathologists, UK
Paul Raslavicus	College of American Pathologists
Alfred Hartmann	College of American Pathologists

Continued on page 10

Council on World Standards Report (Continued from page 7)

NWIP on "Health Informatics-Structure for nomenclature, classification, and coding properties in clinical sciences" was withdrawn by the Swedish delegation to be resubmitted to ISO/TC 215.

Reports of Working Groups:

WG-1: Quality management in the clinical laboratory

change the name of the working group to "Quality and competence in the medical laboratory"

ISO 15189 will be minimally revised to conform with ISO 17025. These revisions are mainly with terminology to conform the two documents. ISO 15189 draft amendment 1 will be circulated for vote. ISO 15189 will have a major revision to be completed by 2008 along with the revision of ISO 17025. This revision is stated to address the needs of the medical laboratory and related accreditation bodies.

WG-1 will contact ILAC to develop a guidance document on the use of ISO 15189 by accreditation bodies to be jointly developed with WG-1. This document would be similar to ISO 22869 the guidance document on laboratory implementation of ISO 15189.

Continued on page 10



Council on World Standards Report (continued from page 9)

WG-2:Reference Systems

Did not meet but the NWIP concerning measurement uncertainty was approved.

WG-3: In vitro diagnostic products

ISO 14971 annex on risk management for IVDs shall be circulated for DIS vote. If vote affirmative the responsibility for the document will transfer to ISO/TC 210.

ISO 18113 will be divided into 5 parts. These documents address information supplied by the manufacturer for “labeling” of in vitro diagnostic medical devices.

Comments were addressed on ISO 17593, Requirements for in vitro monitoring systems for self-testing of oral anticoagulant therapy and this document will be submitted for final draft international standard.

WG-4: Antimicrobial Susceptibility Testing

Comments will be addressed concerning ISO 20776-1(Reference methods for in vitro testing of the susceptibility of antimicrobial agents against bacteria involved in infectious diseases) during the DIS voting.

ISO 20776-2(Evaluation of performance of antimicrobial susceptibility devices) will be drafted with CEN/TC 140 and submitted for DIS vote in the fall of 2005.

The next meeting of ISO/TC212 will be held in Berlin 31 May to 2 June 2006.

House of Representatives (continued from page 9)

Additional actions of the House included a favorable recommendation for Constituent Societies in Italy to host the 2011 World Congress and encouragement for WASPaLM Constituent Societies to financially support WASPaLM membership for societies wanting to join but without the financial resources to do so. In addition, the House of Representatives received the list of **Bureau actions** at Istanbul.

Action Item #1: The Bureau received the proposal from Prof. Simone and agreed to present it to the House of Representatives and seek their advice and recommendation prior to taking formal action.

Action Item #2: The Bureau approved without change the document entitled “Final Draft of the Bylaws of the World Association of Societies of Pathology and Laboratory Medicine” for presentation to the House of Representatives.

Action Item #3: The Bureau authorized its members to solicit, based upon requirements drafted by Sidley and Austin, proposals for liability and directors insurance in their several countries.

Action Item #4: The Bureau authorized an expenditure of up to £2,000 for the Secretariat for Countries in Need to conduct a workshop in Bangalore, India in February 2006.

Action Item #5: The Bureau agreed to accept the ControlLab proposal effective immediately and to consider, at the next Bureau meeting, whether any additional support from services providers other than ControlLab is required.

Action Item #6: The Bureau reconsidered its action regarding the allocation of £2,000 for the Secretariat for Countries in Need.

Action Item #7: The Bureau voted to reaffirm its previous decision to allocate £2,000 of contingency funds for a workshop in Bangalore in February 2006.

Action Item #8: The Bureau approved the allocation of up to US\$2,000 to support the faculty conducting the accreditation program of ALAPAC being held in Montevideo in June 2005.

Action Item #9: The Bureau approved continuing the educational program for countries in need *in principle* for another three years and granted funding of £7,000 for the first year (2007).

Action Item #10: Dr. Mori will call Dr. Lee to discuss the status of the Taiwan Society of Clinical Pathology and will inform the Bureau of the outcome of his discussion by email.

Action Item #11: The Bureau combined the Informatics Secretariat and the Web Editorial Committee and directed that official correspondence between WASPaLM and WHO be conducted with Dr. Utz Merten.